

Project Name:	
Location:	
Item:	Qty:
Model:	

MCR27S / MCR36S / MCR48S / MCR60S / MCR72S

SANDWICH STATIONS



MCR27S



MCR48S



MCR60S



MCR72S

FEATURES

Maxx Cold Sandwich Stations are designed for performance and durability with accessibility to allow for quick and easy preparation of sandwiches, salads and more. A high quality stainless steel exterior and interior allows for easy cleaning and a heavy duty stainless steel insulated hood keeps products cool and fresh. A digital thermostat with LED display completes an all-around unbeatable product.

- Stainless steel interior & exterior
- CFC Free Polyurethane insulated walls and doors
- Standard recessed door handles
- Adjustable, heavy-duty wire shelves, each unit comes with one per section/door
- Four 5" casters (2 locking, 2 non-locking)
- Stainless steel, stain resistant louver distributes air evenly through the unit
- Door width: 23.875"
- Uses R134A refrigerant
- Forced-air refrigeration
- Efficient cooling system (two fans)
- Self-contained
- Available in 120V/60Hz, 220V/50Hz and 208-230V/60Hz

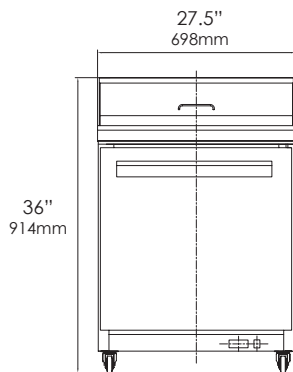


Specifications subject to change without notice.

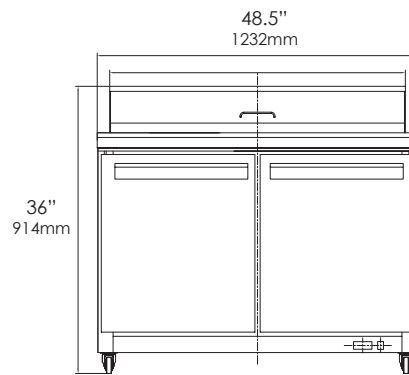
Approvals: ETL, ETL Sanitation approved

DIMENSIONS

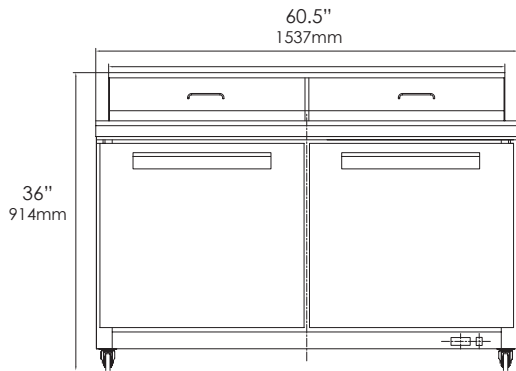
MCR27S



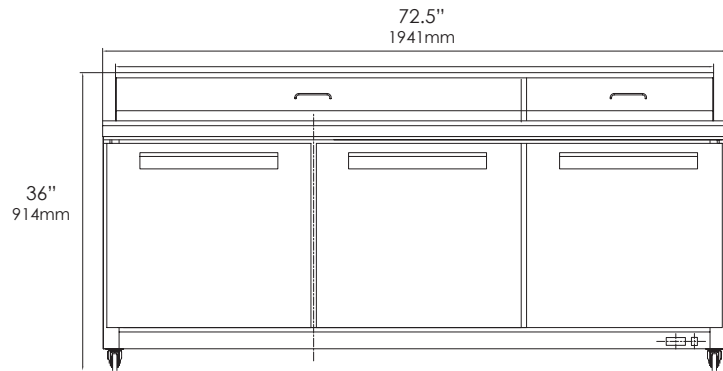
MCR48S



MCR60S



MCR72S



Model	Dim (W"xD"xH")	Capacity	Temp	Watts	Doors	Weight	Pans 1/6	Shelves
MCR27S	27.5 x 30 x 36 698.5x762x914.4mm	7 Cu Ft 198 L	30° to 45°F -1° to 7°C	330	1	198 lb 90 kg	8	1
MCR48S	48.5 x 30 x 36 1232x762x914.4mm	13 Cu Ft 368 L	30° to 45°F -1° to 7°C	690	2	284 lb 129 kg	12	2
MCR60S	60.5 x 30 x 36 1537x762x914.4mm	16 Cu Ft 453 L	30° to 45°F -1° to 7°C	702	2	316 lb 143 kg	16	2
MCR72S	72.5 x 30 x 36 1841.5x762x914.4mm	20 Cu Ft 566 L	30° to 45°F -1° to 7°C	814	3	348 lb 158 kg	18	3